

Test Report


Date and time of reporting (dd/mm/yyyy) : 12 hour format	14/05/2021
Address of the referring facility/Hospital	CDM & PHO, ROURKELA
SPECIMEN DETAILS	
Date & Time of receipt of specimen at State VRDL, SCBMCH (dd/mm/yyyy)	13/05/2021
Condition of specimen received / Quality on arrival	Under cold chain
REPORTING DETAILS	

SL NO	Sample ID	Patient Name	Age	Gender	Specimen Type	Date of sample testing	Result 2019-nCoV RT PCR
ROURKELA GOVT. HOSPITAL							
1	nCoV8L59123	NIRUPAMA PRADHAN	32	F	NPS/TS	14.05.2021	NEGATIVE
2	nCoV8L59124	PREM NATH CHOUDHURY	58	M	NPS/TS	14.05.2021	NEGATIVE
3	NO SAMPLE	MANJU DEVI	55	F	NPS/TS		
4	nCoV8L59127	BIKASH RANJAN MAHAPATRA	23	M	NPS/TS	14.05.2021	NEGATIVE
5	nCoV8L59128	RINA MOHAPATRA	43	F	NPS/TS	14.05.2021	NEGATIVE
6	nCoV8L59131	SURAJ SRITAM NAG	21	M	NPS/TS	14.05.2021	NEGATIVE
7	nCoV8L59132	AJAY KUMAR BADAIAK	30	M	NPS/TS	14.05.2021	NEGATIVE
8	nCoV8L59133	SANGITA BAMANBSI	43	F	NPS/TS	14.05.2021	NEGATIVE
9	nCoV8L59134	PURNIMA UDANDA RAY	36	F	NPS/TS	14.05.2021	NEGATIVE
10	nCoV8L59139	SAHEB PATTANAYAK	22	M	NPS/TS	14.05.2021	NEGATIVE
11	nCoV8L59140	BINAY EKKA	36	M	NPS/TS	14.05.2021	NEGATIVE
12	nCoV8L59145	RAJESH NAG	30	M	NPS/TS	14.05.2021	NEGATIVE
13	nCoV8L59146	SRIKANTA PATRA	30	M	NPS/TS	14.05.2021	NEGATIVE
14	nCoV8L59147	DIBYARANI SINGH	26	F	NPS/TS	14.05.2021	NEGATIVE
15	nCoV8L59148	NIRANJAN KARTA	60	M	NPS/TS	14.05.2021	NEGATIVE


Checked and Approved by



Dr. Pareshnath Mohanty
MBBS, M.D.
Consultant Microbiologist
ATD & TC, Cuttack
SCBMCH Campus



Associate Professor
Dept. of Biochemistry
SCB Medical College, Cuttack



Professor & Head
Department of Microbiology
S. C. B. Medical College, Cuttack

Note: The results relate only to the specimens tested and should be correlated with clinical findings.

Interpretation guidance:-

- Please ensure and maintain the confidentiality of the test report.
- Testing of referred clinical specimens was considered on the basis of request/referral received from/through State Surveillance Officer (SSO) of concerned State Integrated Disease Surveillance Programme (IDSP) affirming requirements of the case definition/s.
- A single negative test result, particularly if this is from an upper respiratory tract specimen, does not exclude infection.*
- Repeats sampling and testing of lower respiratory specimen is strongly recommended in severe or progressive disease. There repeats specimens may be considered after a gap of 2 – 4 days after the collection of the first specimen for additional testing.*
- The sputum (if produced), endotracheal aspirate (ETA) or bronchoalveolar lavage (BAL) fluid would be appropriate for testing.*
- A positive alternate pathogen does not necessarily rule out either, as little is yet known about the role of coinfections.
- Please note that these results are not to be used for any thesis or presentations or for publication in any journal without the prior permission of the Director, ICMR-National Institute of Virology, Pune


Test Report

16	nCoV8L59149	CHAITANYA NAG	30	M	NPS/TS	14.05.2021	NEGATIVE
17	nCoV8L59150	AKASH KUMAR RAM	27	M	NPS/TS	14.05.2021	NEGATIVE
18	nCoV8L59151	SRABAN KUMAR GOUD	21	M	NPS/TS	14.05.2021	NEGATIVE
19	nCoV8L59152	ARJUN JENA	29	M	NPS/TS	14.05.2021	NEGATIVE
20	nCoV8L59155	DEBASISH PANDA	31	M	NPS/TS	14.05.2021	NEGATIVE
21	nCoV8L59156	SANJUKTA BEHURIA	35	F	NPS/TS	14.05.2021	NEGATIVE
22	nCoV8L59159	DIVYA PRAKASH	26	M	NPS/TS	14.05.2021	NEGATIVE
23	nCoV8L59160	KRNTI SINGH	32	M	NPS/TS	14.05.2021	NEGATIVE
24	nCoV8L59169	KAMLA KESHRI	52	F	NPS/TS	14.05.2021	NEGATIVE
25	nCoV8L59170	SUNITA NAYAK	23	F	NPS/TS	14.05.2021	NEGATIVE
26	nCoV8L59175	SURESH KUMAR SINGH	48	M	NPS/TS	14.05.2021	NEGATIVE
27	nCoV8L59176	ARJUN KUMAR	28	M	NPS/TS	14.05.2021	NEGATIVE
28	nCoV8L59177	KASINATH NAYAK	51	M	NPS/TS	14.05.2021	NEGATIVE
29	nCoV8L59178	TIKU BISWAL	41	M	NPS/TS	14.05.2021	NEGATIVE
30	nCoV8L68193	AAFIA NAAZ	25	F	NPS/TS	14.05.2021	NEGATIVE
31	nCoV8L68194	AJIT KUMAR DUBEY	58	M	NPS/TS	14.05.2021	NEGATIVE
32	nCoV8L68197	PAWAN KUMAR TIWARI	36	M	NPS/TS	14.05.2021	NEGATIVE
33	nCoV8L68198	BAIKUNTHANATH BAXI	43	M	NPS/TS	14.05.2021	NEGATIVE
34	nCoV8L68199	VAIJAYANTI BAXI	40	F	NPS/TS	14.05.2021	NEGATIVE
35	nCoV8L68200	SUSHILA SANGHAI	50	F	NPS/TS	14.05.2021	NEGATIVE
36	nCoV8L68201	KABITA BHARATI	33	F	NPS/TS	14.05.2021	NEGATIVE
37	nCoV8L68202	MANJU SUSHILA LAKRA	50	F	NPS/TS	14.05.2021	NEGATIVE
38	NO SAMPLE	MINA BAGH	44	F	NPS/TS		
39	nCoV8L68203	CHINMAYA MIRDHA	33	M	NPS/TS	14.05.2021	NEGATIVE
40	nCoV8L68204	SIMAN DAS	20	M	NPS/TS	14.05.2021	NEGATIVE
41	nCoV8L68205	BELA MUNDA	20	F	NPS/TS	14.05.2021	NEGATIVE
42	nCoV8L68206	RATIN KUMAR MAHALAL	24	M	NPS/TS	14.05.2021	NEGATIVE
43	nCoV8L68207	KARA KUMAR MAHAKUL	20	M	NPS/TS	14.05.2021	NEGATIVE
44	nCoV8L68208	BIDYA DHARA	45	M	NPS/TS	14.05.2021	NEGATIVE
45	nCoV8L68211	MALAYA RANJAN DAS	20	M	NPS/TS	14.05.2021	NEGATIVE
46	nCoV8L68212	SATAR ALI	72	M	NPS/TS	14.05.2021	NEGATIVE
47	nCoV8L68213	DEEPAK MAHATO	27	M	NPS/TS	14.05.2021	NEGATIVE
48	nCoV8L68214	SHAMHU PARIDA	38	M	NPS/TS	14.05.2021	NEGATIVE
49	nCoV8L68217	ANANYA SINGH	22	F	NPS/TS	14.05.2021	NEGATIVE


Checked and Approved by



Dr. Pareshnath Mohanty
MBBS, M.D.
Consultant Microbiologist
ATD & TC, Cuttack
SCBMCH Campus



Associate Professor
Dept. of Biochemistry
SCB Medical College, Cuttack



Professor & Head
Department of Microbiology
S. C. B. Medical College, Cuttack

Note: The results relate only to the specimens tested and should be correlated with clinical findings.

Interpretation guidance:-

- Please ensure and maintain the confidentiality of the test report.
- Testing of referred clinical specimens was considered on the basis of request/referral received from/through State Surveillance Officer (SSO) of concerned State Integrated Disease Surveillance Programme (IDSP) affirming requirements of the case definition/s.
- A single negative test result, particularly if this is from an upper respiratory tract specimen, does not exclude infection.*
- Repeated sampling and testing of lower respiratory specimen is strongly recommended in severe or progressive disease. There repeats specimens may be considered after a gap of 2 – 4 days after the collection of the first specimen for additional testing.*
- The sputum (if produced), endotracheal aspirate (ETA) or bronchoalveolar lavage (BAL) fluid would be appropriate for testing.*
- A positive alternate pathogen does not necessarily rule out either, as little is yet known about the role of coinfections.
- Please note that these results are not to be used for any thesis or presentations or for publication in any journal without the prior permission of the Director, ICMR-National Institute of Virology, Pune


Test Report

50	nCoV8L68218	SHALU THAKUR	40	F	NPS/TS	14.05.2021	NEGATIVE
51	nCoV8L68223	SATISH KUMAR	37	M	NPS/TS	14.05.2021	NEGATIVE
52	nCoV8L68224	KOMAL SAHU	31	F	NPS/TS	14.05.2021	NEGATIVE
53	nCoV8L68237	P K SWAIN	48	M	NPS/TS	14.05.2021	NEGATIVE
54	nCoV8L68238	MANGAL TIRKEY	35	M	NPS/TS	14.05.2021	NEGATIVE
55	nCoV8L68245	NIKITA RAY	24	F	NPS/TS	14.05.2021	NEGATIVE
56	nCoV8L68246	LALITA GHADAI	52	F	NPS/TS	14.05.2021	NEGATIVE
57	nCoV8L68247	AJIT BEHERA	24	M	NPS/TS	14.05.2021	NEGATIVE
58	nCoV8L68248	MANGI LAKRA	47	F	NPS/TS	14.05.2021	NEGATIVE
59	nCoV8L68249	PRASHANT AGARWAL	34	M	NPS/TS	14.05.2021	NEGATIVE
60	nCoV8L68250	SURYA NARAYAN JENA	27	M	NPS/TS	14.05.2021	NEGATIVE
61	nCoV8L68253	BIKRAM KUMAR SAMAL	24	M	NPS/TS	14.05.2021	NEGATIVE
62	nCoV8L68254	ABIJIT NAYAK	18	M	NPS/TS	14.05.2021	NEGATIVE
63	nCoV8L68255	ANU NAYAK	40	F	NPS/TS	14.05.2021	NEGATIVE
64	nCoV8L68256	N C BISWAL	58	M	NPS/TS	14.05.2021	NEGATIVE
65	nCoV8L68259	RAM SANKAR	42	M	NPS/TS	14.05.2021	NEGATIVE
66	nCoV8L68260	INDRA MALLICK	47	M	NPS/TS	14.05.2021	NEGATIVE
67	nCoV8L68269	MINA MALLIK	42	F	NPS/TS	14.05.2021	NEGATIVE
68	nCoV8L68270	ASHOK MAHANTA	28	M	NPS/TS	14.05.2021	NEGATIVE
69	nCoV8L68275	BHANUCHANDRA KAR	59	F	NPS/TS	14.05.2021	NEGATIVE
70	nCoV8L68276	ANUPAMA CHAN DRAKAR	26	F	NPS/TS	14.05.2021	NEGATIVE
71	nCoV8L68279	ANKIT KUMAR RAJAK	23	M	NPS/TS	14.05.2021	NEGATIVE
72	nCoV8L68280	BANITA SAHOO	38	F	NPS/TS	14.05.2021	NEGATIVE
73	nCoV8L68281	PRASANT KUMAR BEHERA	48	M	NPS/TS	14.05.2021	NEGATIVE
74	nCoV8L68282	CHITARANJAN BEHURA	42	M	NPS/TS	14.05.2021	NEGATIVE
75	nCoV8L68283	ANKITA NAYAK	22	F	NPS/TS	14.05.2021	NEGATIVE
76	nCoV8L68284	BIKRAM NAYAK	24	M	NPS/TS	14.05.2021	NEGATIVE
77	nCoV8L68289	S K MAHANTA	55	M	NPS/TS	14.05.2021	NEGATIVE
78	nCoV8L68290	KALPANA MOHANTY	58	F	NPS/TS	14.05.2021	NEGATIVE
79	nCoV8L68291	SHRAVAN KUMAR	35	M	NPS/TS	14.05.2021	NEGATIVE
80	nCoV8L68292	MAHESH KUMAR	35	M	NPS/TS	14.05.2021	NEGATIVE
81	nCoV8L68293	SUNIL KUMAR PANDA	60	M	NPS/TS	14.05.2021	NEGATIVE
82	nCoV8L68326	KAMAL SHARMA	27	M	NPS/TS	14.05.2021	NEGATIVE


Checked and Approved by



Dr. Pareshnath Mohanty
MBBS, M.D.
Consultant Microbiologist
ATD & TC, Cuttack
SCBMCH Campus



Associate Professor
Dept. of Biochemistry
SCB Medical College, Cuttack



Professor & Head
Department of Microbiology
S. C. B. Medical College, Cuttack

Note: The results relate only to the specimens tested and should be correlated with clinical findings.

Interpretation guidance:-


- Please ensure and maintain the confidentiality of the test report.
- Testing of referred clinical specimens was considered on the basis of request/referral received from/through State Surveillance Officer (SSO) of concerned State Integrated Disease Surveillance Programme (IDSP) affirming requirements of the case definition/s.
- A single negative test result, particularly if this is from an upper respiratory tract specimen, does not exclude infection.*
- Repeated sampling and testing of lower respiratory specimen is strongly recommended in severe or progressive disease. There repeats specimens may be considered after a gap of 2 – 4 days after the collection of the first specimen for additional testing.*
- The sputum (if produced), endotracheal aspirate (ETA) or bronchoalveolar lavage (BAL) fluid would be appropriate for testing.*
- A positive alternate pathogen does not necessarily rule out either, as little is yet known about the role of coinfections.
- Please note that these results are not to be used for any thesis or presentations or for Publication in any Journal without the prior permission of the Director, ICMR-National Institute of Virology, Pune


Test Report

83	nCoV8L68294	ANIL KUMAR	26	M	NPS/TS	14.05.2021	NEGATIVE
84	nCoV8L68299	BASANT KU KANDEY	54	M	NPS/TS	14.05.2021	NEGATIVE
85	nCoV8L68300	DEBENDRA SINGH	43	M	NPS/TS	14.05.2021	NEGATIVE
86	nCoV8L68301	JOGES ROUT	24	M	NPS/TS	14.05.2021	NEGATIVE
87	nCoV8L68302	ALKARANI BISWAS	39	F	NPS/TS	14.05.2021	NEGATIVE
88	nCoV8L68303	SAPAN KU MAKHARJEE	44	M	NPS/TS	14.05.2021	NEGATIVE
89	nCoV8L68304	CHABIRANI SAHU	34	F	NPS/TS	14.05.2021	NEGATIVE
90	nCoV8L68305	BIBELANANDA SAHU	13	M	NPS/TS	14.05.2021	NEGATIVE
91	nCoV8L68306	SNEHALATA SAHU	24	F	NPS/TS	14.05.2021	NEGATIVE
92	nCoV8L68311	MATIAS BARLA	75	M	NPS/TS	14.05.2021	NEGATIVE
93	nCoV8L68312	OSCAR MINZ	45	M	NPS/TS	14.05.2021	NEGATIVE
94	nCoV8L68314	NISHANT LUGUN	31	M	NPS/TS	14.05.2021	NEGATIVE
95	nCoV8L68315	RAMU BAGHWAR	52	M	NPS/TS	14.05.2021	NEGATIVE
96	nCoV8L68316	KARMI BAGHWAR	53	F	NPS/TS	14.05.2021	NEGATIVE
97	nCoV8L68317	NIRMALA BAGHWAR	26	F	NPS/TS	14.05.2021	NEGATIVE
98	nCoV8L68318	MANOJ BAGHWAR	24	M	NPS/TS	14.05.2021	NEGATIVE
99	nCoV8L68319	BIJAY KISHAN	37	M	NPS/TS	14.05.2021	NEGATIVE
100	nCoV8L68320	RAHIL MINZ	33	F	NPS/TS	14.05.2021	NEGATIVE
101	nCoV8L68321	ANKISH HARIPAL	27	M	NPS/TS	14.05.2021	NEGATIVE
102	nCoV8L68322	KISHOR KUMAR SUNANI	42	M	NPS/TS	14.05.2021	NEGATIVE
103	nCoV8L68323	DILIP AGRAWAL	56	M	NPS/TS	14.05.2021	NEGATIVE
104	nCoV8L68324	SMRITI AGARWAL	25	F	NPS/TS	14.05.2021	NEGATIVE
105	nCoV8L68325	JULI SAHU	35	F	NPS/TS	14.05.2021	NEGATIVE
106	nCoV8L68313	PRABHU RAMDAS ADHIKARI	41	M	NPS/TS	14.05.2021	NEGATIVE

Checked and Approved by


Dr. Pareshnath Mohanty
MBBS, M.D.
Consultant Microbiologist
ATD & TC, Cuttack
SCBMCH Campus


Associate Professor
Dept. of Biochemistry
SCB Medical College, Cuttack


Professor & Head
Department of Microbiology
S. C. B. Medical College, Cuttack

Note: The results relate only to the specimens tested and should be correlated with clinical findings.

Interpretation guidance:-

- Please ensure and maintain the confidentiality of the test report.
- Testing of referred clinical specimens was considered on the basis of request/referral received from/through State Surveillance Officer (SSO) of concerned State Integrated Disease Surveillance Programme (IDSP) affirming requirements of the case definition/s.
- A single negative test result, particularly if this is from an upper respiratory tract specimen, does not exclude infection.*
- Repeated sampling and testing of lower respiratory specimen is strongly recommended in severe or progressive disease. There repeats specimens may be considered after a gap of 2 – 4 days after the collection of the first specimen for additional testing.*
- The sputum (if produced), endotracheal aspirate (ETA) or bronchoalveolar lavage (BAL) fluid would be appropriate for testing.*
- A positive alternate pathogen does not necessarily rule out either, as little is yet known about the role of coinfections.
- Please note that these results are not to be used for any thesis or presentations or for Publication in any Journal without the prior permission of the Director, ICMR-National Institute of Virology, Pune

Test Report


Checked and Approved by



Dr. Pareshnath Mohanty
MBBS, M.D.
Consultant Microbiologist
ATD & TC, Cuttack
SCBMCH Campus



Associate Professor
Dept. of Biochemistry
SCB Medical College, Cuttack



Professor & Head
Department of Microbiology
S. C. B. Medical College, Cuttack

Note: The results relate only to the specimens tested and should be correlated with clinical findings.

Interpretation guidance:-

- Please ensure and maintain the confidentiality of the test report.
- Testing of referred clinical specimens was considered on the basis of request/referral received from/through State Surveillance Officer (SSO) of concerned State Integrated Disease Surveillance Programme (IDSP) affirming requirements of the case definition/s.
- A single negative test result, particularly if this is from an upper respiratory tract specimen, does not exclude infection.*
- Repeat sampling and testing of lower respiratory specimen is strongly recommended in severe or progressive disease. There repeat specimens may be considered after a gap of 2 – 4 days after the collection of the first specimen for additional testing.*
- The sputum (if produced), endotracheal aspirate (ETA) or bronchoalveolar lavage (BAL) fluid would be appropriate for testing.*
- A positive alternate pathogen does not necessarily rule out either, as little is yet known about the role of coinfections.
- Please note that these results are not to be used for any thesis or presentations or for publication in any journal without the prior permission of the Director, ICMR-National Institute of Virology, Pune